


VITACER

FORMATOS
SIZES - FORMATS



PT



60X120 CM RC
23,6"X47,2"

WHITE - VPR401
GREY - VPR401
ANTHRACITE - VPR401
BONE - VPR401

60X120 CM RC R11/CTE3
23,6"X47,2"

WHITE - VPR402
GREY - VPR402



60X60 CM RC
23,6"X23,6"

WHITE - VPR201
GREY - VPR201
ANTHRACITE - VPR201
BONE - VPR201

60X60 CM RC R11/CTE3
23,6"X23,6"

WHITE - VPR202
GREY - VPR202



60X60 CM RC - 20 MM
23,6"X23,6"

WHITE - VPR302
GREY - VPR303
ANTHRACITE - VPR303
BONE - VPR302




30X60 CM
11,8"X23,6"

WHITE - VP0101
GREY - VP0101
ANTHRACITE - VP0101
BONE - VP0101


30X60 CM R11/CTE3
11,8"X23,6"

WHITE - VPR102
GREY - VPR102




100X100 CM RC
39,3"X39,3"

WHITE - VPR801
GREY - VPR801
ANTHRACITE - VPR801
BONE - VPR801



75X75 CM RC
29,5"X29,5"

WHITE - VPR011
GREY - VPR011
ANTHRACITE - VPR011
BONE - VPR011



45X45 CM
17,7"X17,7"

WHITE - VP0001
GREY - VP0001
ANTHRACITE - VP0001
BONE - VP0001




30X30 CM (5X5)
11,8"X11,8"

WHITE
GREY
ANTHRACITE
BONE



WB




33,3X90 CM RC
13"X35,4"

WHITE - VRB103
GREY - VRB103
BONE - VRB103




33,3X90 CM RC DEC
13"X35,4"

WHITE - VRB104
GREY - VRB104
BONE - VRB104



33,3X63 CM RC
13"X24,8"

WHITE - VRB003
GREY - VRB003
BONE - VRB003



33,3X63 CM RC DEC
13"X24,8"

WHITE - VRB004
GREY - VRB004
BONE - VRB004

VITACER

CARACTERÍSTICAS TÉCNICAS
TECHNICAL FEATURES · CARACTÉRISTIQUES TECHNIQUES

DEFINICIÓN TYPOLOGY · TYPOLOGIE	NORMA REGULATION	VALOR PRESCRITO REQUIRED STANDARDS	PUBLIC
PORCELÁNICO ESMALTADO GLAZED PORCELAIN TILES · GRES CERÁME EMAILLÉ	UNE-EN 14411 ISO 13006	AA<0,5%	Bla
CARACTERÍSTICAS TÉCNICAS TECHNICAL SPECIFICATION · SPÉCIFICATIONS TECHNIQUES	NORMA REGULATION	VALOR PRESCRITO REQUIRED STANDARDS	PUBLIC
ABSORCIÓN DE AGUA · WATER ABSORTION	UNE-EN-ISO 10545 - 3	E<0,5%	CUMPLE · ACCOMPLISH
ABRASIÓN SUPERFICIAL · SURFACE ABRASION	UNE EN ISO 10545 - 7	PEI	PEI III / IV
RESISTENCIA AL CUARTEO · CRACKING RESISTANCE	UNE EN ISO 10545 - 11	ENSAYO · TEST	CUMPLE · ACCOMPLISH
RESISTENCIA AL HIELO · FROST RESISTENCE	UNE EN ISO 10545 - 12	R	CUMPLE · ACCOMPLISH
RESISTENCIA A ÁCIDOS · ACID RESISTANCE	UNE EN ISO 10545 - 13	GHA	CUMPLE · ACCOMPLISH
RESISTENCIA A BASES · ALKALINE RESISTANCE	UNE EN ISO 10545 - 13	GHA	CUMPLE · ACCOMPLISH
RESISTENCIA A MANCHAS · STAIN RESISTANCE	UNE EN ISO 10545 - 14	5	CUMPLE · ACCOMPLISH
RESISTENCIA AL RAYADO · HARDNESS	EN 101	5-8	CUMPLE · ACCOMPLISH

EMBALAJE Y PESO
PACKING & WEIGHT · EMBALLAGE ET POIDS

FORMATOS SIZE · TAILLES	ESPESOR (MM)	PZAS/ CJ	M²/ CJ	KG/ CJ	PZAS/ M²	KG/ M²	EUROPALET							
							ALTURA	PLANOS	PZAS/ PAL	CJAS /PAL	M²/ PAL	KG/ PAL	MEDIDA PAL.	
100X100 RECT. (99,5X99,5)	10,0	2	1,98	42,50	1,005	21,46	109	1	56	24	47,52	1.040,00	100x120	
75X75 RECT. (74,4X74,4)	10,0	2	1,1071	22,92	1,83	20,70	87	1	96	48	53,14	1.120,00	80x120	
60X120 RECT. (59,5X120)	10,0	2	1,428	30,25	1,40	21,18	73	1	80	40	57,12	1.230,00	100x120	
60X60 RECT. (59,5X59,5)	9,8	4	1,4161	28,47	2,82	20,11	73	1	144	36	50,98	1.045,00	80x120	
60X60 (20 MM) RECT. (59,5X59,5)	20,0	2	0,7080	28,47	1,41	40,21	73	1	72	36	25,49	1.045,00	80x120	
45X45	9,0	7	1,42	25,10	4,93	17,67	103	2	364	52	73,84	1.325,00	80x120	
30X60	8,7	7	1,26	22,92	5,56	18,19	73	2	336	48	60,48	1.120,00	80x120	
33,3x90 RECT.	10,5	4	1,1988	21,80	3,33	18,18	80	2	200	50	59,94	1.110,00	92X120	
33,3x63 RECT.	10,0	7	1,4685	24,58	4,77	16,74	80	2	336	48	70,49	1.200,00	92X120	

ICONOGRAFÍA
ICONS · ICONOGRAPHIE



PAVIMENTO
FLOOR TILES
REVÊTEMENT
SOL



REVESTIMIENTO
WALL TILES
FAÏENCE



MATE
MATT
MAT



PORCELÁNICO
PORCELAIN TILE
CÉRAMÉ



PASTA BLANCA
WHITE BODY
PÂTE BLANCHE



RELIEVE
RELIEF
STRUCTURÉ

1-2
DISPONIBLE BAJO PEDIDO
AVAILABLE ON REQUEST
DISPONIBILITÉ SUR COMMANDE



R11/CTE3



ESPESOR
THICKNESS
ÉPAISSEUR



RECTIFICADO
RECTIFIED
RECTIFIÉ



PIEDRA
STONE
PIERRE



MOSAICO
MOSAIC
MOSAÏQUE



RODAPIÉ
SKIRTING
PLINTHE



PELDAÑO
STEP
NEZ DE
MARCHÉ

www.vitacer.es

Camino viejo
Vila-real - Onda, nº 30
12540 Vila-real
Castellón - SPAIN
Tel. 0034 964 915 151

< INSIDE - OUT >

PUBLIC WHITE · GREY · ANTHRACITE · BONE

VITACER

< INSIDE - OUT >

PUBLIC
PORCELAIN TILE & WHITE BODY

BONE 100X100 CM RC - BONE 60X120 CM RC

< INSIDE - OUT >

PUBLIC
PORCELAIN TILE & WHITE BODY

ANTHRACITE 75X75 CM RC - WHITE 33,3X90 CM RC DEC



PUBLIC
WHITE

- 100X100 CM RC
- 75X75 CM RC
- 60X120 CM RC
- 60X120 CM RC R11/CTE3
- 60X60 CM RC
- 60X60 CM RC 20 MM
- 30X60 CM
- 30X60 CM R11/CTE3
- 45X45 CM
- 33,3X90 CM RC
- 33,3X63 CM RC

PUBLIC
ANTHRACITE

- 100X100 CM RC
- 75X75 CM RC
- 60X120 CM RC
- 60X60 CM RC
- 60X60 CM RC 20 MM
- 30X60 CM
- 45X45 CM

PUBLIC
GREY


- 100X100 CM RC
- 75X75 CM RC
- 60X120 CM RC
- 60X120 CM RC R11/CTE3
- 60X60 CM RC
- 60X60 CM RC 20 MM
- 30X60 CM
- 30X60 CM R11/CTE3
- 45X45 CM
- 33,3X90 CM RC
- 33,3X63 CM RC

PUBLIC
BONE

- 100X100 CM RC
- 75X75 CM RC
- 60X120 CM RC
- 60X60 CM RC
- 60X60 CM RC 20 MM
- 30X60 CM
- 45X45 CM
- 33,3X90 CM RC
- 33,3X63 CM RC


< INSIDE - OUT >

DESARROLLO GRÁFICO
GRAPHIC DEVELOPMENT · DÉVELOPPEMENT DU DESIGN



60X120 CM RC
GREY

PIEZAS CON RELIEVE
RELIEF PIECES · PIÈCES DE SECOURS



33,3X90 CM RC DEC
WHITE



33,3X63 CM RC DEC
WHITE



33,3X90 CM RC DEC
GREY



33,3X63 CM RC DEC
GREY



33,3X90 CM RC DEC
BONE



33,3X63 CM RC DEC
BONE