

SMOOTH GRIP

SLATEROCK

PORCELAIN TILE

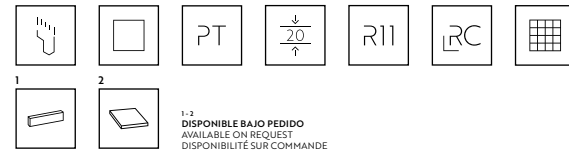
SLATEROCK WHITE · GREY · BLACK · BONE



GREY 60X120 CM RC - WHITE 60X120 CM RC

VITACER





1-2
DISPONIBLE BAJO PEDIDO
AVAILABLE ON REQUEST
DISPONIBILITÉ SUR COMMANDE

WHITE

- 60X120 CM RC - VPR402
- 60X60 CM RC - VPR202
- 60X60 CM RC 20 MM - VPR301
- 30X60 CM - VP0102

GREY

- 60X120 CM RC - VPR402
- 60X60 CM RC - VPR202
- 60X60 CM RC 20 MM - VPR302
- 40X120 CM RC 20 MM - VPR901
- 30X60 CM - VP0102

● SOLID20



BLACK

- 60X120 CM RC - VPR404
- 60X60 CM RC - VPR204
- 60X60 CM RC 20 MM - VPR303
- 30X60 CM - VP0104



BONE

- 60X120 CM RC - VPR402
- 60X60 CM RC - VPR202
- 60X60 CM RC 20 MM - VPR301
- 40X120 CM RC 20 MM - VPR901
- 30X60 CM - VP0102

INFORMACIÓN TÉCNICA

TECHNICAL INFORMATION



1, 2
3
DISPONIBLE BAJO PEDIDO
AVAILABLE ON REQUEST
DISPONIBILITÉ SUR COMMANDE

PAVIMENTO · PORCELAIN TILE · FAÏENCE



60X120 CM RC
23,6"X47,2"




60X60 CM RC
23,6"X23,6"



60X60 CM RC
23,6"X23,6"



30X60 CM
11,8"X23,6"




40X120 CM RC
15,7"X47,2"




30X30 CM (5X5)
11,8"X11,8"

COLOCACIÓN · TO LAY · POSE



1/1



1/3

EMBALAJE Y PESO · PACKING LIST · EMBALLAGE ET POIDS

FORMATOS SIZE · TAILLES	ESPESOR (MM)	PZAS/ CJ	M ² / CJ	KG/ CJ	PZAS/ M ²	KG/ M ²	ALTURA	EUROPALET				GRÁFICAS			
								PLANOS	PZAS/ PAL	CJAS /PAL	M ² / PAL	KG/ PAL	MEDIDA PAL.	CARAS	LIENZO
60X120 RECT. (59,5X120)	10,0	2	1,428	30,25	1,40	21,18	73	1	80	40	57,12	1.230,00	100x120	7	66X132
60X60 RECT. (59,5X59,5)	9,8	4	1,4161	28,47	2,82	20,11	73	1	144	36	50,98	1.045,00	80x120	7-R	66X132
60X60 (20 MM) RECT. (59,5X59,5)	20,0	2	0,7080	28,47	1,41	40,21	73	1	72	36	25,49	1.045,00	80x120	7-R	60X120
40X120 (20 MM) RECT.	20,0	1	0,48	21,43	-	44,64	53	1	-	35	16,8	770,00	80x120	7-R	60X120
30X60	8,7	7	1,26	22,92	5,56	18,19	73	2	336	48	60,48	1.120,00	80x120	7-R	66X132

R - RANDOM

VITACER



BONE 30X60 CM

SLATEROCK